



# | ACCENTS WOODTONES



THE  
QUALITY  
GARAGE  
DOOR™








# The Finest in Woodtone Garage Doors

*Exclusively Offered by C.H.I. Overhead Doors*

At C.H.I. Overhead Doors, we believe garage doors should demonstrate both durability and class. Our Accents Woodtones garage doors are meticulously designed and manufactured using full color digital imaging and insulated steel to create the highest quality, most realistic woodtone doors available. Utilizing groundbreaking advances in design and technology, each Accents Woodtones garage door is as colorful and authentic as real wood.



## Beginning with the end in mind.

### Hand Select Premium Lumber

We start with carefully selected premium lumber that is milled with precision to uncover each board's unique grain pattern. Only the highest quality boards, chosen for their natural design and texture, become part of our Accents Woodtones family.

### Digitally Craft Each Door

High-resolution digital scanning captures each detail of the wood and allows our design engineers to digitally construct each door board-by-board. This craftsmanship provides a non-repeating grain pattern that reflects the true color and appeal of real wood.

### Flawlessly Create Every Section

In order to ensure the classic woodtone appearance, the finished product is treated with an industry leading UV topcoat, providing years of protection from the natural elements.





## OVERLAY CARRIAGE HOUSE SHORELINE

Shoreline offers the classic appearance and texture of real wood overlay doors without recurring maintenance.

### STYLE TYPE



Overlay

### WOODTONES OPTIONS<sup>1</sup>



Walnut

Driftwood



## RAISED PANEL

Add depth to your garage door with C.H.I.'s raised panel design, available in both short and long panel options.

### STYLE TYPE



Short Panel



Long Panel

### WOODTONES OPTIONS<sup>1</sup>



Walnut

Driftwood

Mahogany

Cedar

Dark Oak

Natural Oak



## STAMPED CARRIAGE HOUSE

Rustic craftsmanship brings unparalleled warmth and individuality to our line of carriage house style garage doors.

### STYLE TYPE



Short Panel



Long Panel

### WOODTONES OPTIONS<sup>1</sup>



Walnut

Driftwood

Mahogany

Cedar

Dark Oak

Natural Oak



# STAMPED SHAKER

Clean, simple lines and a minimalist design characterize our line of stamped shaker garage doors.

## STYLE TYPE



Stamped Shaker

## WOODTONES OPTIONS<sup>1</sup>



Walnut Driftwood Mahogany Cedar Dark Oak Natural Oak



# PLANKS

Horizontal grooves lend texture and interest to Planks doors, creating depth and subtle dimension.

## STYLE TYPE



Planks

## WOODTONES OPTIONS<sup>1</sup>



Walnut Driftwood Mahogany Cedar Dark Oak Natural Oak



Photo supplied by Bowers Construction

# SKYLINE FLUSH

Elevate your home's style with crisp, clean lines and a geometric silhouette.

## STYLE TYPE



Flush

## WOODTONES OPTIONS<sup>1</sup>



Walnut Driftwood Mahogany Cedar Dark Oak Natural Oak



# FLUSH CARRIAGE HOUSE

A unique blend of light and shadow, these one-dimensional doors are the perfect complement to carriage house applications.

## STYLE TYPE



Flush Carriage House

## WOODTONES OPTIONS<sup>1</sup>





Mahogany Cedar Dark Oak














# MODEL SELECTION CHART

BETTER			BEST		
<b>Section Construction</b>	2" Thick - 2-Sided Steel		2" Thick - 2-Sided Steel		
<b>Section Material</b>	Medium Duty / 27 <sup>2</sup> Ga. Steel		Heavy Duty / 27 <sup>2</sup> Ga. Steel		
<b>Insulation Type</b>	1-13/16" Polystyrene		1-7/8" Polyurethane		
					
<b>R-value</b>	R-9.65	R-10.29	R-16.55	R-17.19	R-17.54

## Panel Style / Model Number<sup>3</sup>


 <b>2283</b> Short Raised Panel								<b>2216</b>					
 <b>4283</b> Long Raised Panel								<b>4216</b>					
 <b>5283</b> Stamped Carriage Short							<b>5216</b>						
 <b>5983</b> Stamped Carriage Long							<b>5916</b>						
 <b>2583</b> Stamped Shaker							<b>2518</b>						
 <b>2327 2347 2357</b> Planks										<b>2328 2348 2358</b>			
 <b>2127 2147 2157</b> Skyline Flush										<b>2128 2148 2158</b>			
 <b>5602</b> Overlay Carriage Shoreline													<b>5602</b>
 <b>5217</b> Flush Carriage House													<b>5217</b>

## Accents Woodtones<sup>1</sup>

Walnut	•	•	•	•	•	•	•	•	•	•	•	•	•
Driftwood	•	•	•	•	•	•	•	•	•	•	•	•	•
Mahogany	•	•	•	•	•	•	•	•	•	•	•	•	•
Cedar	•	•	•	•	•	•	•	•	•	•	•	•	•
Dark Oak	•	•	•	•	•	•	•	•	•	•	•	•	•
Natural Oak	•	•	•	•	•	•	•	•	•	•	•	•	•

<sup>1</sup> Refer to your local C.H.I. Dealer for exact woodtones match. <sup>2</sup> Lower steel gauge [ga.] number indicates stronger steel. <sup>3</sup> Model number indicates window style.

## ACCENTS WOODTONES<sup>1</sup>



Walnut      Driftwood      Mahogany      Cedar      Dark Oak      Natural Oak



WANT TO SEE MORE?  
Visit [chiohd.com/accents](http://chiohd.com/accents)

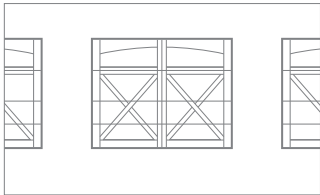


# PERSONALIZING OPTIONS

We offer a variety of personalizing options to help your home stand out in your neighborhood. After choosing a door style and woodtone, add designer glass, window inserts, or hardware to dramatically change the overall look of your door and add to your home's appeal.

All options, see Residential Product Guide.


## CARRIAGE HOUSE DESIGNS



**Model 5602.** 24 designs that give a classic appearance and texture of real wood overlay doors.

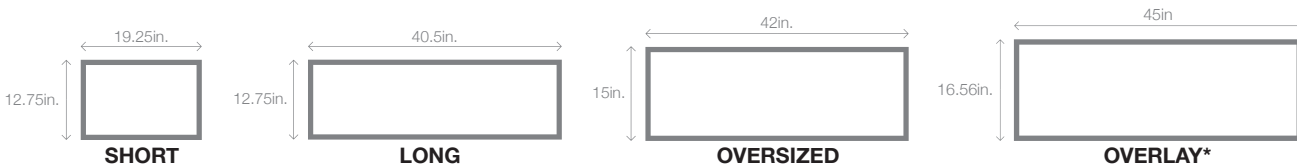
**Model 5217.** 15 Designs that mimic overlay designs but in a completely smooth surface

## EXTERIOR HARDWARE




Complement your door with exterior hardware options. Available in a variety of designs in both standard and magnetic attachments.

## WINDOWS Model number indicates window style.



\*Only available on Shoreline model 5602.

## GLASS




Let a little light in your garage and add value to your home with a multitude of choices in both single and double pane glass.

## DESIGNER GLASS



Bring life to your garage door with a wide selection of designer glass options. Available in short, long, and oversized windows.

## GLASS



Plain      Frosted      Tinted      Obscure      Glue Chip      Seeded

## WINDOW INSERTS

A variety of inserts are available for short, long, and oversized windows and can be added to any of the glass options to add style to your garage door facade.



No Inserts      Stockton      Madison      Cascade      Prairie      Waterton      Sherwood      Sunburst      Cathedral

## OVERLAY WINDOW DESIGNS

A variety of overlay window designs are available and can be added to any of the glass options to add style to your overlay garage door facade.



Plain      Stockton      Madison

Part of owning a C.H.I. garage door is knowing that you can rely on the industry's best warranty. To maintain proper operation, an annual service inspection by a C.H.I. Dealer is encouraged. Learn more at [chiohd.com/warranty](http://chiohd.com/warranty)







**C.H.I. OVERHEAD DOORS** | **DOORVISIONS**  
*Bring your vision to life.*

C.H.I. DEALERS

## A BETTER BUYING EXPERIENCE

All C.H.I. doors, replacement parts, and accessories are sold only through our network of C.H.I. dealers: dedicated professionals who install and service our doors with the same quality and workmanship we use to manufacture them.

chiohd.com | 1485 Sunrise Drive | Arthur, IL 61911 | USA

Your Local Garage Door Professional