

LC-36A

LIGHT CURTAIN



Protection for Personnel and Equipment

LiftMaster's® LC-36A Light Curtains provide 36 in. of coverage to keep your customers, employees and equipment safe. The LC-36A must be used with a primary entrapment device and be installed along the vertical plane of the door. The light curtains are NEMA 4 rated which provides protection against direct water spray and makes the LC-36A ideal for use in auto dealerships, fire stations, municipal garages and commercial storage facilities.

Performance

- **Color-coded transmitter and receiver** for easy identification.
- **Provides 36 in. of effective height coverage** to increase the area of protection.
- **Multiple sets of LC-36A curtains** can be mounted on a door providing coverage flexibility*.
- **Maximum door width of 33 ft.** ensures coverage for most commercial doors.
- **Eight (8) LEDs per side and 22 cross-beams** produce an invisible curtain of infrared light for maximum detection capability.
- **Solid LED lights** indicate correct sensor alignment, simplifying installation.
- **Green LED** on receiver flashes when interrupted, providing visible interrupt detection.

* See instruction manual for requirements.

The LiftMaster LC-36A is an ancillary device and must be used with a primary monitored entrapment device to maintain compliance with UL 325. The LiftMaster CPS-UN4, CPS-RPEN4, CPS-OPEN4 and CPS-U meet this requirement. Failure to use the appropriate sensor or failure to install the sensors properly, may expose the installer and customer to liability, should an accident occur.

LiftMaster's full line of Primary Monitored Photo Eyes



CPS-UN4

CPS-RPEN4

CPS-OPEN4

CPS-U

Optional Accessories:



External Power Supply (100MAPS)**

Provides enough power to operate two LC-36A Light Curtains. Includes 38 ft. cable leads.

** Required for use with LiftMaster Medium-Duty Operators. Available as an extra power source for use with LiftMaster Logic 3, 4 and 5.0 Operators.



2-Strand Bell Wire (20-2LM)

500 ft., 22 gauge, white and red/white wiring.



2-Strand Bell Wire (21-2LM)

500 ft., 22 gauge, white and black/white wiring.



7-Conductor Cable (65-7WIREL)

500 ft., 20 gauge, 7-wire spool. For use with all standard control stations, sensing edges or photo eyes.

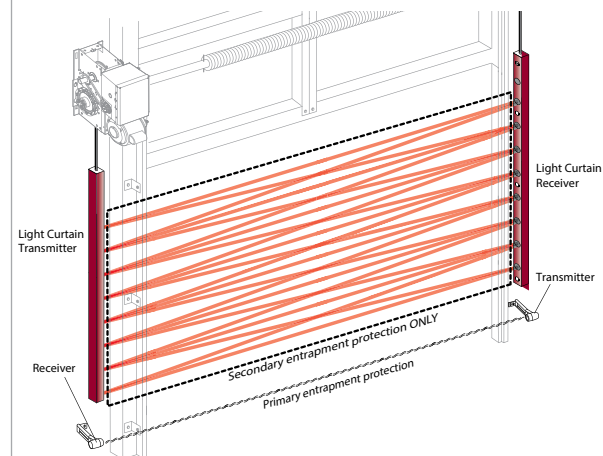


Image shows infrared beam pattern which is not visible to the naked eye.

SPEC SHEET

STANDARD SPECIFICATIONS

22VAC-24VAC/DC Ancillary Light Curtain with 36 in. effective height and cross-beam pattern

PRODUCT DIMENSIONS

Height: 0.63 in. (16mm)
Width: 0.47 in. (12mm)
Length: 47 in. (1194mm)

CARTON DIMENSIONS

Height: 2.5 in. (64mm)
Width: 2.75 in. (70mm)
Length: 49 in. (1245mm)

CARTON CONTENTS

- 1 Transmitter Curtain
- 1 Receiver Curtain
- 4 Mounting Brackets
- 4 Sets of Mounting Hardware
- 6 Electric Connectors
- 1 Blocking Shield
- Installation Instructions

WARRANTY

2 year limited warranty

TECHNICAL SPECIFICATION

Maximum Alignment Range: 33 ft./10.2m
Min. Alignment Distance: 36 in. (3 ft.)/.91m

No required alignment if instructions are followed

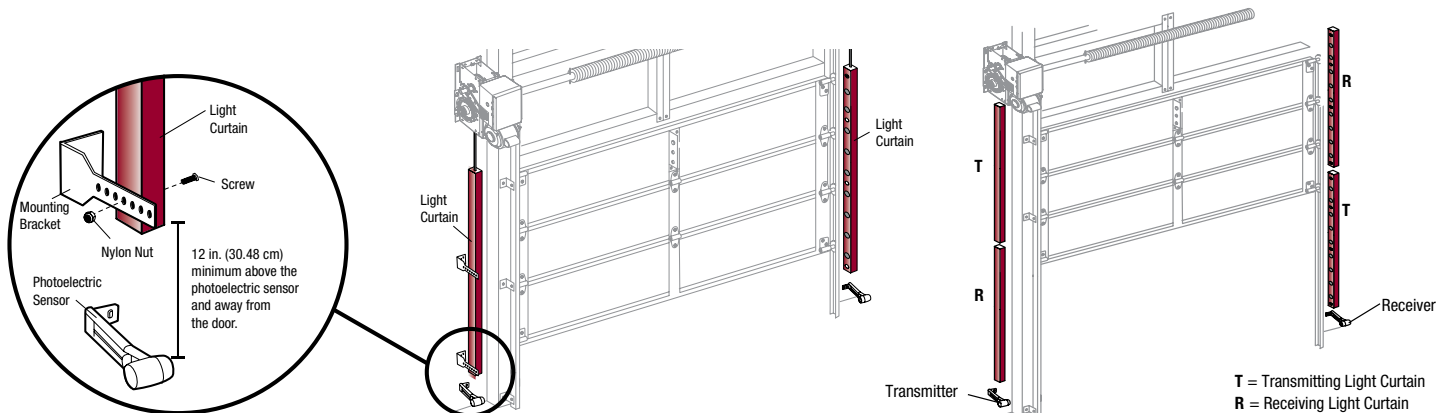
Anodized aluminum housings

NEMA 4 rated enclosure/indoor use only

Temperature Range (Operating) - 40°C to +60°C (-40°F to 140°F)
Terminal Interface Non-Monitored (Ancillary) 2-Wire

Color Code Sensors

Transmitter: Amber LED
Receiver: Green LED



Single set of Light Curtains shown with Primary Monitored Photo Eyes

Two sets of Light Curtains shown with Primary Monitored Photo Eyes

ACCESSORY SPECIFICATIONS

100MAPS External Power Supply**

Input: 110VAC

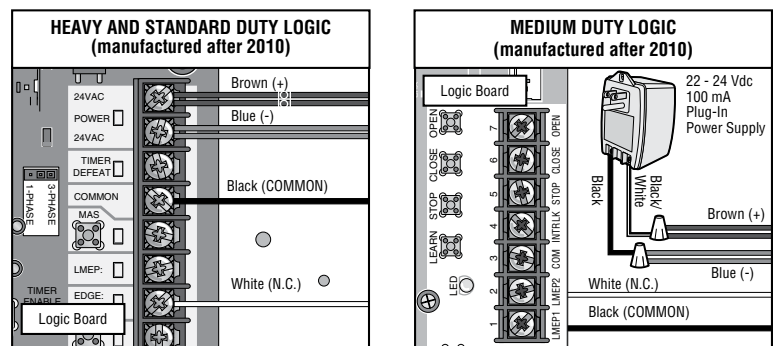
Output Voltage: 22VAC-24VAC

Output Amperage: 100mA

Cable Leads: 38 ft.

** Required for use with LiftMaster Medium-Duty Operators. Available as an extra power source for use with LiftMaster Logic 3, 4 and 5.0 Operators.

WIRING DIAGRAMS



Note: Please reference the LC-36A instruction manual for additional wiring diagrams.